

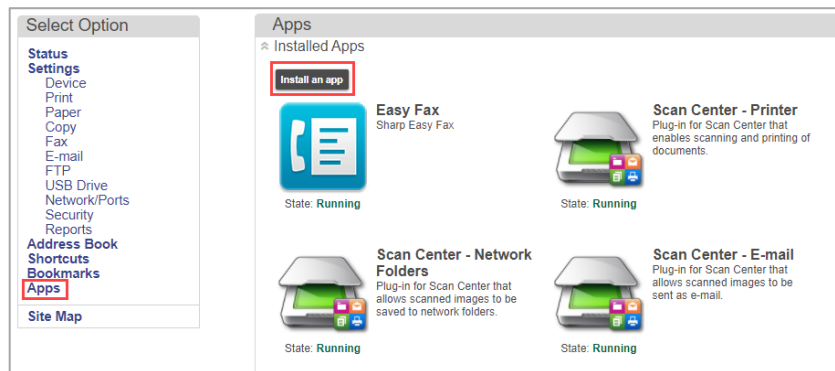


SYNAPPX™ GO

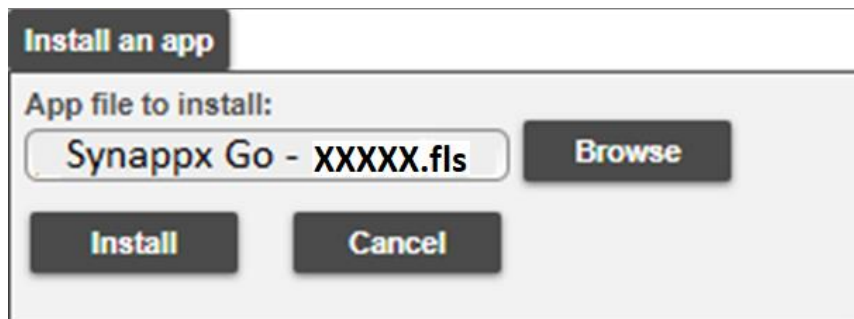
MFP APPLICATION WITH ID CARD READER INSTALLATION GUIDE

Installation of Synappx Go, Card Authentication and Keyboard Emulation Reader

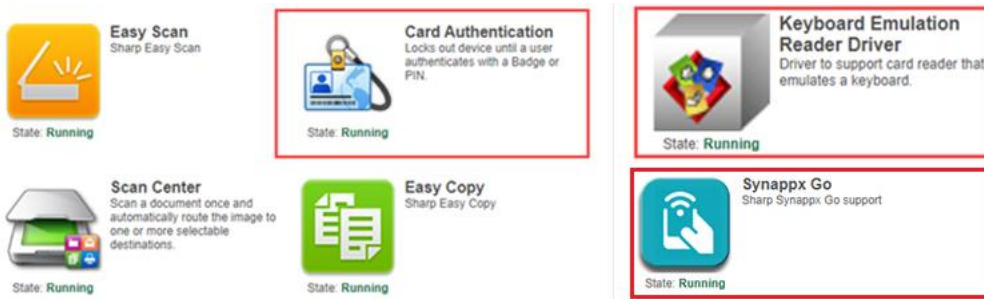
1. Download **Synappx Go with ID Card Reader** zip file to a PC and unzip the files. NOTE: Please [uninstall](#) earlier version of **Synappx Go** app if previously installed.
2. Open a web browser and go to the MFP device webpage (e.g. <http://<mfpipaddress>>).
3. Go to **Apps > Installed Apps**. Select **Install an app**.



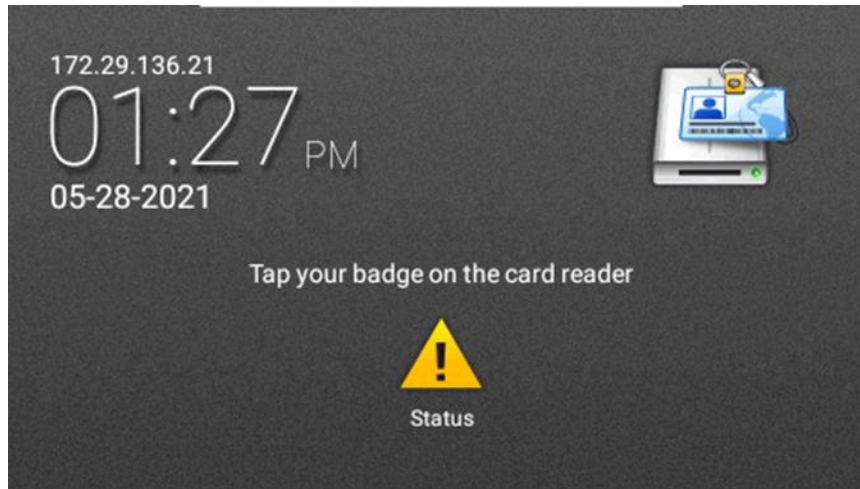
4. Click **Browse** and select "Synappx-Go XXXXX.flc" then **Install**.



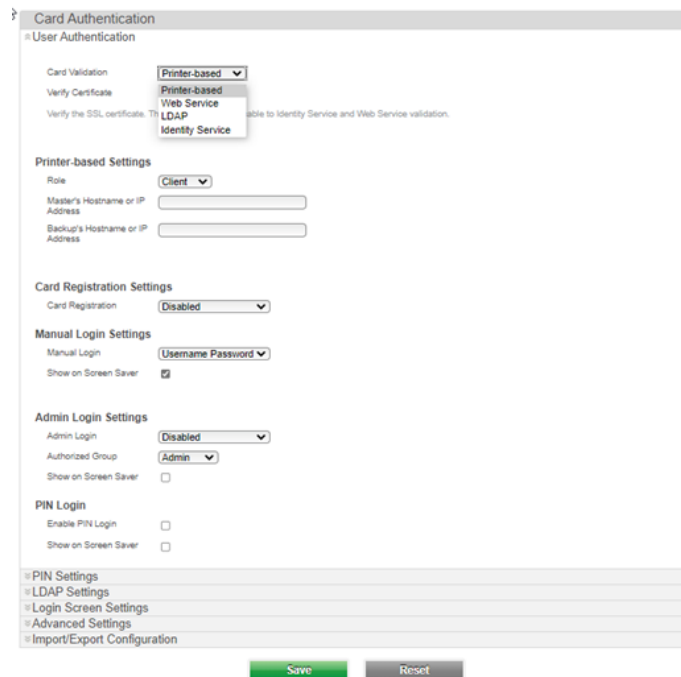
5. Click **Browse** and select "cardAuth_XXXXX.flc" then **Install**.
6. Select and install "keyboardreader-XXXXX.flc" (the installation order does not matter).
7. When the installation of the three files is complete, the Synappx Go, Card Authentication and Keyboard Emulation Reader Driver icons will automatically appear on the machine's web page.

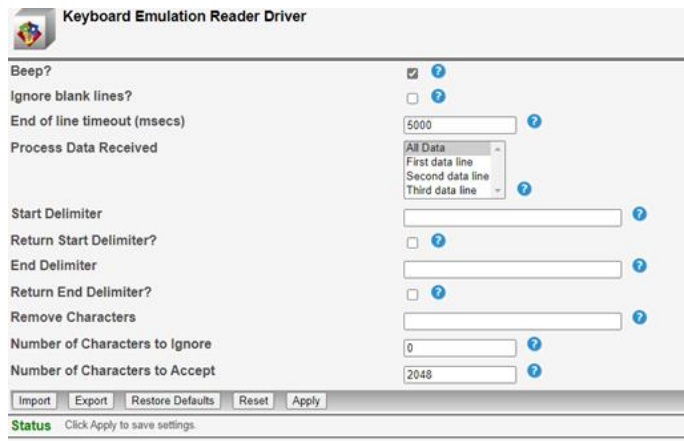


8. Verify that the application state for each is **Running**.
9. The operation panel will show the following screen.



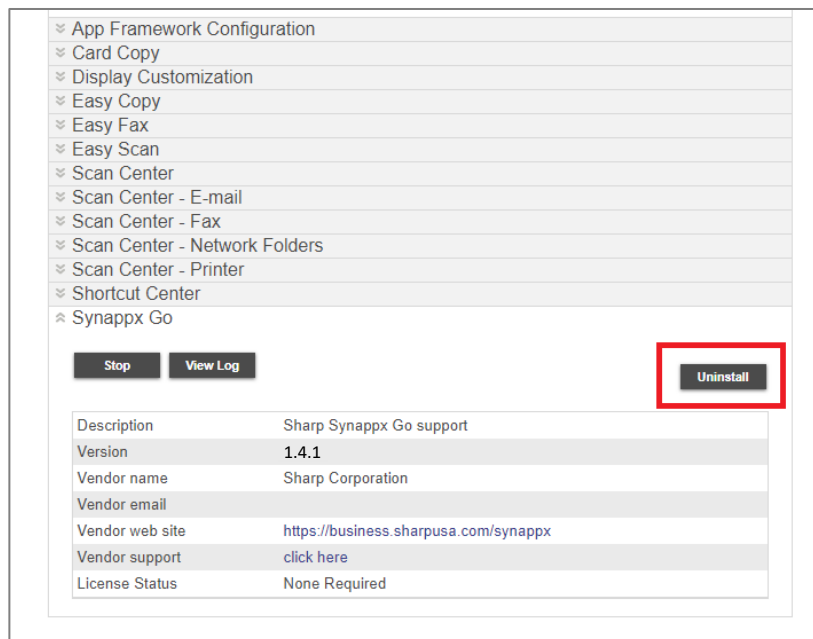
Note: Users can set card authentication requirements or other settings on the machine's web page.





Uninstallation

1. Go to the **Apps** MFP embedded web page.
2. Select the **Synappx Go** app.
3. Expand the options to see the application details.
4. Select **Uninstall**.
5. Repeat for **Card Authentication** or **Keyboard Emulation Reader Driver** applications.



Compatibility ¹

Multifunction Printers ²						
Model	Copy	Scan to Email	Scan to Cloud Storage Service	Searchable PDF	Print Release	Print from Cloud Storage Service
MX-C507F	Yes	Yes	Yes	Yes	Yes	Yes
MX-C407F	Yes	Yes	Yes	Optional*	Yes	Yes
MX-C357F	Yes	Yes	Yes	Optional*	Yes	Yes
MX-B557F	Yes	Yes	Yes	Yes	Yes	Yes
MX-B467F	Yes	Yes	Yes	Optional*	Yes	Yes
Printers						
Model	Copy	Scan to Email	Scan to Cloud Storage Service	Searchable PDF	Print Release	Print from Cloud Storage Service
MX-C607P	N/A	N/A	N/A	N/A	Yes	Yes
MX-C507P	N/A	N/A	N/A	N/A	Yes	Yes
MX-C407P	N/A	N/A	N/A	N/A	Yes	Yes
MX-B707P	N/A	N/A	N/A	N/A	Yes	Yes
MX-B557P	N/A	N/A	N/A	N/A	Yes	Yes

*AccuRead OCR required.

¹ Additional multifunction printer models for European market are also supported (e.g. MX-C557F, MX-B707F, MX-C607F).

² For document scan, copy and native authentication, the Synappx Go with Card Reader embedded applications must be installed. Also:

- **Hard Disk Drive** is recommended (standard on MX-B557F and MX-C507F) and required to create searchable PDF scans from Synappx Go.
- **Hard Disk Drive** is required to support job accounting log for native authentication.



SHARP ELECTRONICS CORPORATION
100 PARAGON DRIVE, MONTVALE, NJ 07645
1-800-BE-SHARP • www.sharppusa.com

©2021 Sharp Electronics Corporation. All rights reserved. Design and specifications subject to change without notice. Sharp, Synappx and all related trademarks are trademarks or registered trademarks of Sharp Corporation and/or its affiliated companies.