
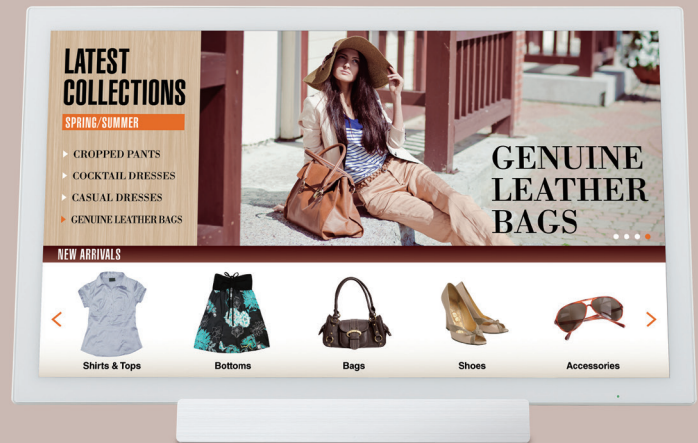


High-Resolution Multi-Touch Capability Enhances Indoor Signage



Portrait installation



Landscape installation

24-Inch-Class Full HD Touchscreen LCD

The LL-S242A-W employs a 24-inch capacitive touchscreen LCD that provides extremely quick response for writing and touch gestures, while also delivering full HD (1,920 × 1,080-pixel) resolution. A wide viewing angle of 178 degrees—both horizontally and vertically—means that viewers can see high-quality images with minimal alterations to color and brightness.

Palm Cancellation Function

A palm cancellation function prioritizes pen recognition, so you can write with the touch pen even if your palm is resting on the screen.


Choice of Installation Mode

Whether installed in a landscape or portrait orientation, the LL-S242A-W offers a convenient, high-impact way to convey information in a wide range of settings. It comes with a stand for both landscape and portrait installation, and it offers compatibility with commercially available VESA mounts.



2 mm-Tip Touch Pen

The bundled touch pen allows smooth and accurate onscreen writing of fine text and lines—it's just like writing on paper. The extra-narrow 2 mm tip enables you to easily underline text, add notations, and draw illustrations onto onscreen content. You can also add new information to your digital signage display to keep it up to date, or you can create eye-catching handwritten digital POP displays.




Sharp Pen Software

The bundled Sharp Pen Software™ opens up a world of natural handwriting functionality. Once documents have been imported as images and displayed on the touchscreen, you can write directly on them using the touch pen or a finger. This software also features an overlay mode that enables onscreen handwriting regardless of the application being used.

Collaboration with Larger Displays

The LL-S242A-W connects with Sharp's interactive whiteboards and Sharp video walls for use in meetings, presentations, seminars, and lectures held in large venues. Content on the LL-S242A-W, including the presenter's handwritten annotations, can be mirrored in real-time on the interactive whiteboard or video wall for all participants to see.



As a handy monitor for the presenter to show the same content on a video wall

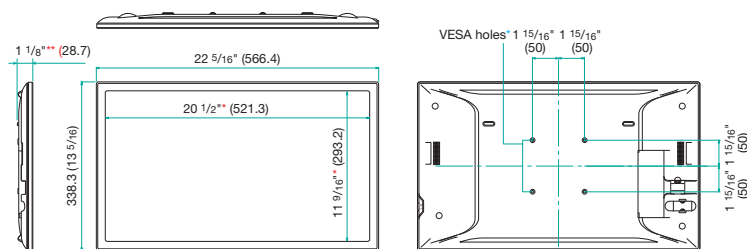
Specifications

Model Name		LL-S242A-W
Installation		Landscape / Portrait
LCD Panel	24-inch-class (23 5/8-inch [60.0 cm] diagonal) TFT LCD	
	Max. Resolution	1,920 x 1,080 pixels
	Max. Display Colors (approx.)	16.7 million colors
	Pixel Pitch (H x V)	0.272 x 0.272 mm
	Max. Brightness (average) ¹	250 cd/m ²
	Contrast Ratio (average)	1,000 : 1
	Viewing Angle (H/V)	178°/178° (CR ≥ 10)
	Active Screen Area (W x H) (approx.)	20 1/2" x 11 9/16" (521.3 x 293.2 mm)
	Response Time	14 ms (grey to grey, avg.)
Touchscreen	Backlight	LED, edge lit
	Touch Technology	Capacitive touch
Touch Pen	Multi Touch	10 points
	Type	Touch pen
Function Button		—
Supported OS		Windows® 8.1, Windows® 8, Windows® 7, Windows Vista ²
Computer Input	Plug & Play	VESA DDC2B
Input Terminals		DisplayPort™ x 1, HDMI™/MHL™ x 1
Input/Output Terminals		USB 2.0 (type A) x 1
Built-in Speakers		1 W + 1 W
Mounting		VESA (4 points), 100 x 100 mm pitch, M4 screw
Power Supply		100V – 240V AC, 50/60 Hz, DC 19 V
Power Consumption		48 W (36W ³)
Environmental Conditions	Operating Temperature	0°C to 35°C
	Operating Humidity	20% to 80% RH (no condensation)
Dimensions (W x D x H) (approx.) (display only)		22 5/16" x 1 1/8" x 13 5/16" (566.4 x 28.7 x 338.3 mm)
Weight (approx.) (display only)		10.58 lbs (4.8 kg)
Main Accessories		Touch pen, fixed-angle stand (75 degrees), USB-Micro USB cable (for touchscreen operation), power cord, AC adaptor, utility CD-ROM (Sharp Pen Software, user's manual, etc.), warranty

¹ Brightness depends on input mode and other picture settings. Brightness level will decrease slightly over the lifetime of the product. Due to the physical limitations of the equipment, it is not possible to maintain a precisely constant level of brightness.
² Mouse operation only. ³ When connecting DisplayPort and touch panel terminal.

Dimensions

■ LL-S242A-W




Units: inch (mm)

* Screen dimensions ** Not including protruberances

* To use the VESA-standard mounting bracket, use M4 screws that are 4 to 6 mm plus the thickness of the bracket.




Input/Output Terminals



Main Accessories

■ LL-S242A-W



Design and specifications are subject to change without notice. Some images may be simulated. Sharp, Sharp Pen Software and all related trademarks are trademarks or registered trademarks of Sharp Corporation and/or its affiliated companies. Microsoft, Excel, Outlook, PowerPoint, Windows, and Windows Vista are either registered trademarks or trademarks of Microsoft Corporation in the US and/or other countries. DisplayPort and the DisplayPort Compliance Logo are trademarks owned by the Video Electronics Standards Association in the US and other countries. The terms HDMI and High-Definition Multimedia Interface and the HDMI logo are trademarks or registered trademarks of HDMI Licensing, LLC in the US and other countries. MHL, the MHL logo, and Mobile High-Definition Link are trademarks or registered trademarks of MHL, LLC in the US and other countries. All other brand names and product names may be trademarks or registered trademarks of their respective owners.



SHARP ELECTRONICS CORPORATION
 1 Sharp Plaza, Ste.1, Mahwah, NJ 07495-1123
 1-800-BE-SHARP • www.sharppusa.com

