

SHARP®

PN-R903 | PN-R703 | PN-R603
90" Class (90-1/16" Diagonal) 70" Class (69-1/2" Diagonal) 60" Class (60-1/16" Diagonal)
Professional LED Displays

**Ultra-Large and Exceptionally Bright
LED Displays Bring Images to Life**



PN-R903: A Magnificent 90" Display in a Class by Itself

At Sharp, we don't just make big displays—we completely re-imagine their potential. The result is a ground-breaking product like the PN-R903.

For realistic imagery and dramatic impact, the PN-R903 is second to none. When positioned in portrait mode, the ultra-large 90" class (90-1/16" diagonal) screen is capable of displaying people at their actual height, making it an ideal choice for the fashion and retail industries.

But the possibilities don't end there. Wherever maximum visibility is key—such as shopping malls, museums, transportation hubs, stadiums, conference centers and more—the PN-R903 will draw the admiration of virtually any audience.

Smarter, Simpler Digital Signage

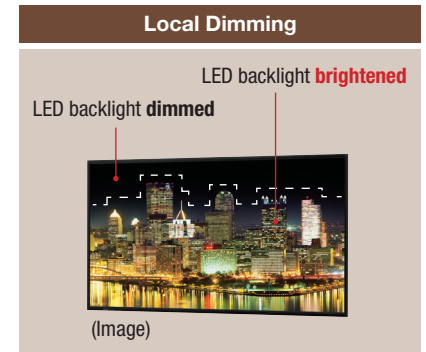
Bigger doesn't have to mean more complicated. Until now, creating true-to-life images meant building a 2 x 2 video wall using four smaller individual displays. With a single PN-R903, you can achieve the same visual effect, but simpler. Mount, calibrate and connect a single PN-R903 in less time and with less equipment. And a PN-R903 may consume less energy than a typical 2 x 2 video wall, further reducing costs and resources.

Perfect for creating bold, high-impact digital signage in these environments:

- Clothing retailers
- Shopping malls
- Entertainment venues
- Museums
- Stadiums
- Exhibit halls

High Contrast and Superb Energy Efficiency

For its outstanding black levels, amazing contrast, and superb energy efficiency, the PN-R903 owes much to local dimming of its LED backlight. Local dimming allows specific groups of LEDs to be independently dimmed or brightened for greater control of the darkness and brightness in different areas of the screen, resulting in considerably reduced power consumption. That's why the PN-R903 can deliver significantly better contrast and brightness than conventional displays while using remarkably less power.



PN-R Series Advanced Features

Interface Expansion

A standard-equipped interface expansion board gives PN-R Series a comprehensive range of input/output jacks, including the Display Port interface.

Choice of Installation Mode

PN-R Series offer a choice of landscape or portrait installation, allowing customers to select the mode that best suits their display content and application. While portrait installation offers the look and impact of a poster, landscape installation puts wide images on vivid display.

24/7 Operation

Built solid, PN-R Series displays are ideal for use in 24-hour stores and in other demanding professional applications that require around-the-clock operation seven days a week.

Dual Screen Display

Picture-in-Picture (PIP) mode allows an AV-sourced image to be displayed within a PC-sourced one (or vice versa), while Picture-by-Picture (PbyP) mode puts images from AV and PC sources side by side for split-screen viewing.

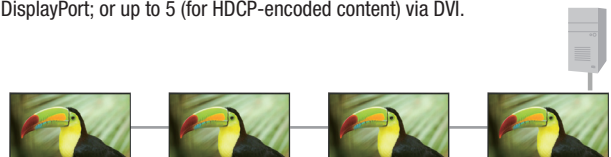
Enlarge (Zoom) Display Mode

Multiple monitors can be grouped together to display one enlarged image, thanks to Enlarge (Zoom) Display mode, which corrects the framing of that image to eliminate misalignment between monitors.

Mirror Display Mode (Daisy Chain)*

With Mirror Display mode, the same image can be displayed on a daisy chain of PN-R Series displays for the powerful impact of visual repetition.

* The number of monitors possible in a daisy chain varies depending on the connection method: Up to 25 (for non-HDCP-encoded content) or 4 (for HDCP-encoded content) via DisplayPort; or up to 5 (for HDCP-encoded content) via DVI.



Built-In Speakers

Built-in speakers eliminate the need for external speakers and keep PN-R Series stylishly streamlined. The speakers emit sound from both sides of the monitors, making them ideal for conveying audio information and playing location-appropriate background music.






PN-R703 / PN-R603: Slim, Lightweight and Energy-Efficient

Sharp's PN-R703/R603 professional displays have the thin profile, high brightness, and low power consumption to accommodate a wide range of indoor digital signage applications. Exceptionally thin and lightweight, these streamlined displays measure only 1.55" at their thickest point, making for easy, eye-pleasing installation. And with 700 cd/m² brightness and edge-lit LED backlighting, PN-R703/R603 displays can be counted on for reliable, energy-efficient operation around the clock.

Thin, Lightweight Design

The PN-R703/603 displays owe their exceptionally thin profiles to edge-lit LED backlighting, which utilizes LED elements located along the edges of the panel. Measuring only 1.6" at their thickest and weighing only 95 lbs. and 70 ½ lbs., these displays are easy to install almost anywhere, in either landscape or portrait mode.

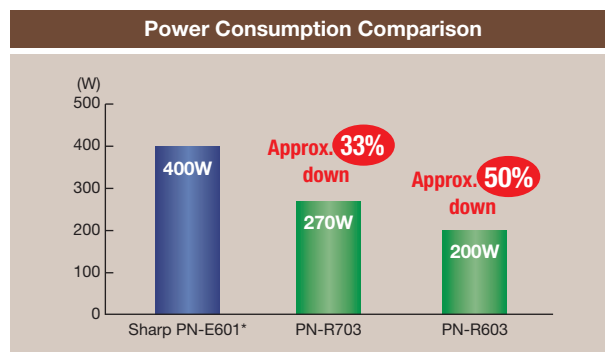


Professional-Grade Image Quality

These 70/60-inch displays incorporate Sharp's UV²A technology, which ensures highly efficient use of light from the backlight and prevents light leakage for the display of truly bright whites and extremely deep blacks. A brightness of 700 cd/m² further ensures bright, professional-grade imagery.

Energy Efficient

Edge-lit LED backlighting on PN-R703/R603 displays helps ensure reliable performance with low power consumption. In fact, PN-R703/R603 displays consume up to 50% less energy than conventional CCFL-backlight displays.* And the PN-R603 conforms to ENERGY STAR® standards.



PN-R903 / PN-R703 / PN-R603

Professional LED Displays

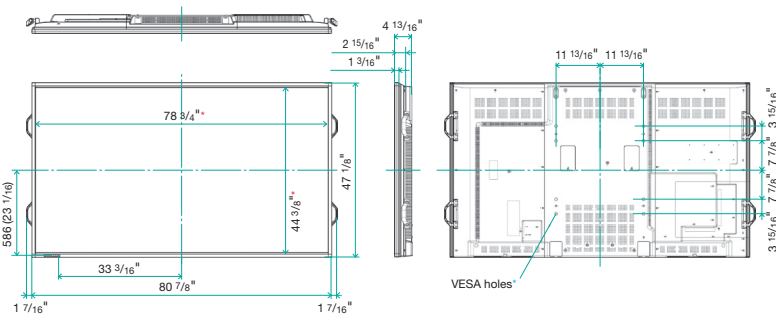
Specifications

Model Name	PN-R903	PN-R703	PN-R603
Installation	Landscape / Portrait		
LCD Panel	90-inch widescreen (90 1/16" diagonal) UV²A LCD	70-inch widescreen (69 1/2" diagonal) UV²A LCD	60-inch widescreen (60 1/16" diagonal) UV²A LCD
Max. Resolution	1,920 x 1,080 pixels		
Max. Display Colors (approx.)	1.06 billion colors		
Pixel Pitch (H x V)	1.038 x 1.038 mm	0.802 x 0.802 mm	0.692 x 0.692 mm
Brightness*1	700 cd/m²		
Contrast Ratio	1,000,000 : 1 (local dimming set to HIGH) 4,000 : 1 (local dimming OFF)	4,000 : 1	
Viewing Angle (H/V)	176°/176° (CR ≥ 10)		
Active Screen Area (W x H)	78 7/16" x 44 1/8"	60 9/16" x 34 1/16"	52 5/16" x 29 7/16"
Response Time	6 ms (grey to grey, avg.)		
Backlight	LED, full array	LED, edge lit	
Computer Input	Analogue RGB (0.7 Vp-p) [75Ω], Digital (conforms to DVI 1.0 standards), DisplayPort 1.1		
Synchronization	Horizontal/vertical separation (TTL: positive/negative), Sync on green, Composite sync (TTL: positive/negative)		
Plug & Play	VESA DDC2B		
Power Management	VESA DPMS, DVI DMPM		
Video Color System	NTSC (3.58 MHz, 4.43 MHz), PAL, PAL60, SECAM		
Input Terminals*2	DisplayPort x 1, DVI-I x 1, Mini D-sub 15-pin x 1, HDMI x 2 (HDCP compatible), RS-232C x 1, 3.5 mm-diameter mini stereo jack x 2		
Output Terminals	DisplayPort x 1 (supports video signals only), DVI-D x 1 (HDCP compatible), RS-232C x 1, 3.5 mm-diameter mini stereo jack x 1		
Input/Output Terminals	LAN x 1		
Built-in Speakers	10 W + 10 W		
Mounting	VESA (4 points), 23 5/16" x 23 5/16" pitch; VESA (4 points), 23 5/16" x 15 3/4" pitch	VESA (6 points), 7 7/8" x 7 7/8" pitch; VESA (4 points), 7 7/8" x 7 7/8" pitch	
Power Supply	100V – 240V AC, 50/60 Hz		
Power Consumption	660 W	270 W	200 W
Environmental Conditions	Operating Temperature: 0°C to 40°C Operating Humidity: 20% to 80% RH (no condensation)		
Dimensions (W x D x H) (approx.) (display only)	80 7/8" x 4 13/16" x 47 1/8"	62 1/8" x 1 9/16" x 36 1/16"	54 1/4" x 1 9/16" x 31 1/4"
Weight (approx.)	165.3 lbs.	94.8 lbs.	70.5 lbs.

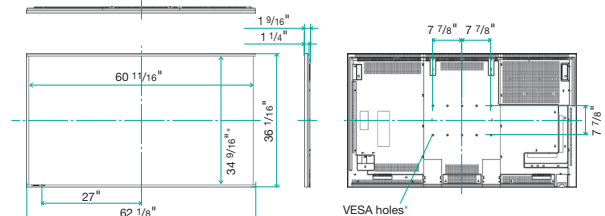
*1 Brightness depends on input mode and other picture settings. Brightness level will decrease slightly over the lifetime of the product. Due to the physical limitations of the equipment, it is not possible to maintain a precisely constant level of brightness. *2 Use a commercially available connection cable for PC and other video connections.

Dimensions

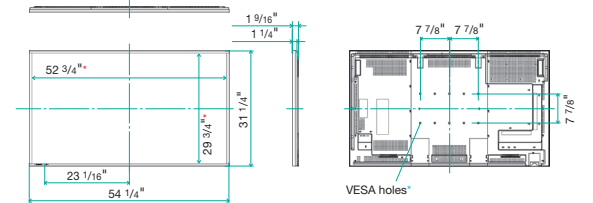
(PN-R903)



(PN-R703)



(PN-R603)




Units: inch

* Screen dimensions


* To use the VESA-standard mounting bracket, use M6 screws that are the thickness of the bracket.

Input/Output Terminals

(bottom)



(side)



SHARP

SHARP ELECTRONICS CORPORATION
Sharp Plaza, Mahwah, NJ 07495-1163
1-800-BE-SHARP • www.sharppusa.com

© 2013 Sharp Electronics Corporation. All rights reserved. 2/13 • PDD-13-001

Design and specifications are subject to change without notice. The terms HDMI and HDMI High-Definition Multimedia Interface and the HDMI logo are trademarks or registered trademarks of HDMI Licensing, LLC, in the United States and other countries. All other trademarks are the property of their respective owners. Brightness values indicate overall average values of the product at the time of shipment and are stated based on ISO21118-2005.

